

Singing Assemblies

Whole school celebration song WELL DONE SONG to be learnt. This is usually used in celebration assemblies/ Golden Book/Attendance assembly in both key stages when they take place.

In year group / class singing, a song can be picked from the song bank of songs that the children have learnt previously. This will allow children to re-visit old songs that they have been learning and experience the enjoyment of singing.

KS1 Singing focus:

To sing with expression by using the dynamics *forte* (loud) and *piano* (soft)

KS2 Singing focus:

To sing with expression and control by:

- Using the dynamics *forte* (loud), *piano* (soft), *crescendo* (getting louder) and *diminuendo* (getting quieter)
- Showing an awareness of pitch (how high or low a note it) through sustaining long notes at a level pitch
- Sing in parts




Reception

Knowledge	Skills
<ul style="list-style-type: none">• To sing or rap nursery rhymes and simple songs from memory.• Songs have sections.	<ul style="list-style-type: none">• To sing along with a pre-recorded song and add actions.• To sing along with the backing track.

Year1

Singing Assemblies


		
Knowledge	Skills	
To confidently sing or rap five songs from memory and sing them in unison.	<ul style="list-style-type: none">• Learn about voices, singing notes of different pitches (high and low).• Learn that they can make different types of sounds with their voices – you can rap or say words in rhythm.• Learn to start and stop singing when following a leader.	
Year2		
Knowledge	Skills	
<ul style="list-style-type: none">• To confidently know and sing five songs from memory.• To know that unison is everyone singing at the same time.• Songs include other ways of using the voice e.g. rapping (spoken word).• To know why we need to warm up our voices.	<ul style="list-style-type: none">• Learn about voices singing notes of different pitches (high and low).• Learn that they can make different types of sounds with their voices – you can rap (spoken word with rhythm).• Learn to find a comfortable singing position.• Learn to start and stop singing when following a leader.	
Year3		
Knowledge	Skills	
To know and be able to talk about: <ul style="list-style-type: none">• Singing in a group can be called a choir• Leader or conductor: A person who the choir or group follow• Songs can make you feel different things e.g. happy, energetic or sad• Singing as part of an ensemble or large group is fun, but that you must listen to each other• To know why you must warm up your voice	<ul style="list-style-type: none">• To sing in unison and in simple two-parts.• To demonstrate a good singing posture.• To follow a leader when singing.• To enjoy exploring singing solo.• To sing with awareness of being 'in tune'.• To have an awareness of the pulse internally when singing.	
Year4		

Singing Assemblies


<p>Knowledge</p> <p>To know and be able to talk about:</p> <ul style="list-style-type: none"> • Singing in a group can be called a choir • Leader or conductor: A person who the choir or group follow • Songs can make you feel different things e.g. happy, energetic or sad • Singing as part of an ensemble or large group is fun, but that you must listen to each other • Texture: How a solo singer makes a thinner texture than a large group • To know why you must warm up your voice 	<p>Skills</p> <ul style="list-style-type: none"> • To sing in unison and in simple two-parts. • To demonstrate a good singing posture. • To follow a leader when singing. • To enjoy exploring singing solo. • To sing with awareness of being 'in tune'. • To rejoin the song if lost. • To listen to the group when singing.
<p>Year5</p>	
<p>Knowledge</p> <ul style="list-style-type: none"> • To know and confidently sing five songs and their parts from memory, and to sing them with a strong internal pulse. • To choose a song and be able to talk about: <ul style="list-style-type: none"> ○ Its main features ○ Singing in unison, the solo, lead vocal, backing vocals or rapping ○ To know what the song is about and the meaning of the lyrics ○ To know and explain the importance of warming up your voice 	<p>Skills</p> <ul style="list-style-type: none"> • To sing in unison and to sing backing vocals. • To enjoy exploring singing solo. • To listen to the group when singing. • To demonstrate a good singing posture. • To follow a leader when singing. • To experience rapping and solo singing. • To listen to each other and be aware of how you fit into the group. • To sing with awareness of being 'in tune'.
<p>Year6</p>	



Singing Assemblies

Knowledge	Skills
<ul style="list-style-type: none"> • To know and confidently sing five songs and their parts from memory, and to sing them with a strong internal pulse. • To know about the style of the songs so you can represent the feeling and context to your audience • To choose a song and be able to talk about: <ul style="list-style-type: none"> ○ Its main features ○ Singing in unison, the solo, lead vocal, backing vocals or rapping ○ To know what the song is about and the meaning of the lyrics ○ To know and explain the importance of warming up your voice 	<ul style="list-style-type: none"> • To sing in unison and to sing backing vocals. • To demonstrate a good singing posture. • To follow a leader when singing. • To experience rapping and solo singing. • To listen to each other and be aware of how you fit into the group. • To sing with awareness of being 'in tune'.
Skills	<div data-bbox="1809 624 1984 695" data-label="Page-Header">  <p>Rushey Mead Primary School</p> </div> <p>KS1 Understand the importance of warming up, good posture and projecting voice Have an understanding of melody and words and their importance. Learn appropriate words and songs for their age group, difficulty of words increasing as they progress. Start to sing in 2 parts.</p> <p>KS2 Understand the importance of warming up, good posture and projecting voice. Have a greater understanding of melody and words and their importance. Sing together with confidence in melody and words increasing in confidence. Sing in parts.</p>
Warm up (taken from LSMS and SingUp (previously used))	<p>KS1 EYFS Eating apple -mouth muscles Stretching neck Face stretch- scrunch up face and stretch it out Face massage with finger tips HEADS SHOULDERS Knees and toes</p> <p>KS2 Breath in -hiss out Eating apple -mouth muscles Buzzing Bee Boom Chikka Boom</p>

Singing Assemblies

	Face massage with finger tips Face stretch- scrunch up face and stretch it out					
	Autumn 1 PULSE (NB this half term songs were done in CE mostly)	Autumn 2 PULSE Celebration and festivals songs	Spring 1 VOICE and DYNAMICS	Spring 2 RHYTHM	Summer 1 PITCH	Summer 2 STRUCTURE AND MUSIC TECH
WHOLE SCHOOL	In CE Creepy Castle (HALLOWEEN)	1. (Diwali) This Little light of mine 2. (Anti Bullying Week) Count on Me 3. XMAS Feliz Navidad (Spanish) (signed version) 4. XMAS 12 Days of Xmas WHOLE SCHOOL PLUS STAFF PERFORMANCE ☺ 5. XMAS We wish you a merry Christmas (Makaton)	1. OLEO (Ghanain song) 2. Well done song 3. World Book Day Songs (TBC)	I love the flowers (parts)		

Singing Assemblies

EYFS KS1	<ol style="list-style-type: none"> 1. I Love the Flowers 2. You Can Do It 3. Cauliflowers fluffy (Harvest) 4. 123 It's good to be Me 5. Wake Up! Shake Up! 	<ol style="list-style-type: none"> 1. EYFS/Rec Jingle Bells (Makaton) 2. KS1 Away In a Manger 3. KS1 & EYFS Rudolf the Red Nosed Reindeer 	<ol style="list-style-type: none"> 1. Together 2. The transport Song 3. When it's a sunny day 4. EYFS 999 Emergency 5. EYFS I'm a firefighter 	<ol style="list-style-type: none"> 1. A tiny seed was sleeping 2. Spring is here 	<ol style="list-style-type: none"> 3. Shake My Sillies out 4. Weather Song 5. BINGO 6. AS I Was walking down your street 	
KS2	<ol style="list-style-type: none"> 1. Give It All You've Got (rap song) 2. Autumn days (Autumn song) 	<ol style="list-style-type: none"> 1. We will remember for Remembrance (In CE) 2. KS2 Love Shone Down 3. KS2 Silent Night 4. KS2 I wish It Could Be Christmas everyday 	<ol style="list-style-type: none"> 1. Internet Rules 2. Lean on me 3. Sing (parts) 4. Believe 	<ol style="list-style-type: none"> 1. Something inside so strong (parts) 2. Be the change (parts) 3. Thank your lucky stars (singup)(skill to add the back beat) 	<ol style="list-style-type: none"> 1. Firework (sing up) 2. One Call Away (SingUp) 	<ol style="list-style-type: none"> 1. We are the champions (SingUp)
Genre	<ul style="list-style-type: none"> • SINGING FOR ENJOYMENT • PARTS • AUTUMN 	Christmas Carols International Christmas	Curriculum links *WORLD BOOK DAY SONGS whole school	Unison & Part harmonies (and songs from Sing up song bank) *EASTER SONGS	Pop Songs For Enjoyment	*LEAVERS

